



LENAPE VALLEY REGIONAL HIGH SCHOOL

PAUL M. DIRUPO
Superintendent

Dear Parents, Guardians and Members of the Lenape Valley Regional School Community,

New Jersey's School Performance Reports provide families, educators and the public a picture of overall school performance. The performance reports offer valuable information across many elements, including schoolwide academic achievement and progress, demographics, school climate, chronic absenteeism, and college and career readiness. The School Performance Reports were developed with, and are continually enhanced by, input from stakeholders like you.

The New Jersey Department of Education (NJDOE) encourages all members of the school community to use the reports to help start local conversations by asking questions such as: Are our students on track for success? Are all of our students making progress from last year? What areas is our school doing well in, and in what areas might we need improvement?"

For the first time, the NJDOE is publishing one-page, parent-friendly Summary Reports providing easy-to-read highlights of each school. The Summary Reports are a dashboard of key indicators such as student progress, graduation rates and 2-year and 4-year college attendance. The NJDOE has also made available a guide (rc.doe.state.nj.us/Documents/SummaryReportGuide.html) to explain the different data points on the Summary Reports. The Summary Report for **Lenape Valley Regional** is attached. If you would like to view the detailed School Performance Report you can access it at (rc.doe.state.nj.us/SearchForSchool.aspx).

Summative Rating

Federal law requires New Jersey to include a summative rating based on a formula that combines a few key measures (i.e., proficiency, student growth, graduation and chronic absenteeism). This summative rating is just *one part* of the overall performance of a school and it is used to determine which schools need the most intense support. Visit www.state.nj.us/education/ESSA/ for more information.

The NJDOE continues to seek your input on how to further improve the usability of these reports. Please fill out the feedback survey (www.surveymonkey.com/r/V5WKDYD) or email the reportcard@doe.state.nj.us.

Thank you,

Paul M. DiRupo
Superintendent



Lenape Valley Regional High School

2016-2017

County: SUSSEX
 District: LENAPE VALLEY REGIONAL
 Principal: Mr. Claeys
 28 SPARTA ROAD
 STANHOPE, NJ 07874
www.lvhs.org
 (973)347-7600

Total students:
765


Grades offered: **09-12**
 Teachers-average years experience: **15.6**
 Student/Teacher Ratio: **13:1**

Students with Disabilities: **19%**
 Economically Disadvantaged: **11%**
 English Language Learners: **1%**

Are students on track for success?

English

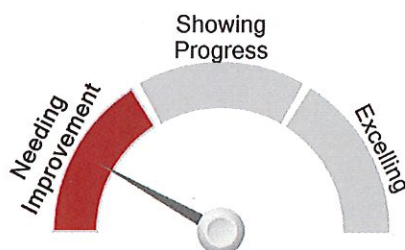
Students meeting/exceeding expectations on state assessment



School **47.3%**
 (Showing Progress: 40-79%, Excelling: 80-100%)

Math

Students meeting/exceeding expectations on state assessment



School **26.6%**
 (Showing Progress: 40-79%, Excelling: 80-100%)

Chronic Absenteeism


Students absent for 10% or more of days enrolled



School **8.1%**
 (Showing Progress: 5.1-10%, Excelling: 0-5%)

Are students graduating?

4-year Graduation Rate



School **93.6%**
 (Showing Progress: 90-94%, Excelling: 95-100%)

Are students going to college?

Graduates enrolled in college 16 months after graduation



School	
College Enrollment	83.6%
2-year College	27.7%
4-year College	55.9%

(State: College Enrollment: 76.1%, 2-year: 25.5%, 4-year: 50.6%)

School Highlights



- All science labs were refurbished and modernized over the last two years
- Our 1:1 Chromebook program makes technology readily accessible in every subject area
- Exemplary rate of participation in PARCC testing with competitive county-wide scores

How to use this report?

- 1 Learn More:** This report provides an overview of school performance. Learn more about your school by viewing the [full performance report](#)
- 2 Ask Questions:** Use the contact information included above to reach out to your school and ask how they are working to improve school performance and student outcomes.
- 3 Get Involved:** Schools need help from parents and communities to help students succeed. Contact your school to find out about school board meetings or parent groups.